



MAKURAS NO	NAME OF MAKHRAS	LETTER حروف	EXAMPLE	PLACE	QUALITY صفت سifat	NAME OF حروف
1	BUCKLE CAVITY حوف ضمير JAOUF-EFUM	و ي ا ئ و	الظفر نستعين مكراط واللحم من فوف	Hollow Portion of mouth	LEEN لين	حروف مادداه LEEN لين هو انثاء HAWAIYAH
2	BACK OF THROAT اقصى حلق AQSA-E-HALAQ	ي و	الحجر هالون ا ا ا ا ا ه ا حو	The Part of Throat nearest to chest is called اقصى حلق AQSA-E-HALAQ	حرف حرف HAMS همت شدة - ا SHIDDAT	حروف حلق HALAI هاله ماحموساه شدة SHADEDAH
3	CENTRE OF THROAT وسط حلق WASTE HALQ	ح ع	ح ح ح ح ح ح ح ح ح ح	The Centre of Throat	حرف حرف HAMS همت لوسط TAWASSAT	حرف ماحموساه متوسط MUTAWASSITAH

MAKHRAS NO	NAME OF MAKHRAS	LETTER	EXAMPLE	PLACE	QUALITY	NAME OF
4	FRONT OF THROAT أمام الحنجرة ADNA-E HALAQA	ح	أمام الحنجرة أمام الحنجرة	The Part of Throat which is nearest to mouth	أمام الحنجرة ISTIFAAL أمام الحنجرة ISTELAA	أمام الحنجرة MUSTAFLAH أمام الحنجرة MUSTALIAH
5	UWLU أعلى اللسان LAHAAT. Root of LAST PART OF TONGUE	ق	أعلى اللسان أعلى اللسان	The Part of tongue which is attached to UWLU is attached to UWLU (Lahaat). when touched Palate (upper)	أعلى اللسان QALQALAH أعلى اللسان QALQALAH	أعلى اللسان QALQALAH أعلى اللسان LAHAATIAH
6	ROOT OF TONGUE NOT far back as that of ق touched opposite Palate	ك	أعلى اللسان أعلى اللسان	Attached with Makhras of ق - The back of tongue (but not as far back as that of ق. A little to the front of the mouth, when touching Palate	أعلى اللسان HAMS أعلى اللسان MAHMOOSAH أعلى اللسان LAHAATIAH	أعلى اللسان MAHMOOSAH أعلى اللسان LAHAATIAH


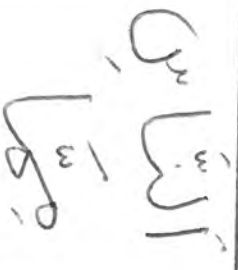
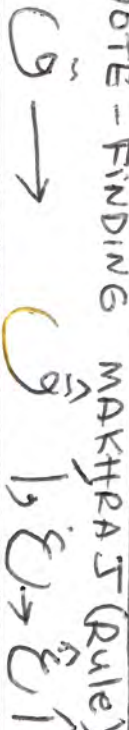
MAKHRAJ NO	NAME OF MAKHRAJ	LETTER	EXAMPLE	<u>PLACE</u>	QUALITY SIFAT	NAME OF حروف
7	CENTRE OF TONGUE WHEN TOUCHING OPPOSITE PALATE	ج ش س	<p>ج: جَابُوتِي</p> <p>ش: شَاوِي</p> <p>س: سَاوِي</p>	<p>The centre of tongue touching opposite palate</p>	<p>ج: جَوِي</p> <p>ش: شَوِي</p> <p>TAFASHEE</p> <p>س: سَوِي</p> <p>LEEN</p>	<p>حروف: جَوِي</p> <p>شَاوِي</p> <p>سَاوِي</p> <p>MASHHOORAH</p>
8	BLADE OF TONGUE	ظ	<p>ظ: ظَوِي</p> <p>ظ: ظَوِي</p>	<p>When blade of tongue touches (HAFAA-E-LISAN) is touched right or left side with upper root of (ADHRAAS)</p> <p>First Premolar + Second Premolar + MOLARS = ADHRAAS</p> <p>Please note that, right or left or if possible both sides of (الظفر)</p>	<p>استطاللت</p> <p>ISTATALIT</p> <p>ظَوِي</p> <p>ظَوِي</p> <p>ظَوِي</p> <p>ظَوِي</p>	<p>ظَوِي</p> <p>MASHHOORAH</p> <p>ظَوِي</p> <p>MUTAWASITAH</p> <p>ظَوِي</p> <p>MUSTALIYAH</p> <p>ظَوِي</p> <p>MUTARIQAH</p> <p>ظَوِي</p>

MAKHRAT NO	NAME OF MAKHRAT	LETTER	EXAMPLE	PLACE	QUALITY	NAME OF
9	EDGE OF TONGUE WITH SOME PART OF BLADE OF TONGUE	لَام		<p>When Edge (near to the tip) of tongue with some Part of Blade of tongue tends Little bit to Palate and touching with the gums of <i>لبس, لبس, لبس</i> and <i>لبس</i>. Right or left or both sides are correct</p>	<p>لبس Tawassat السيف AZLAAR</p>	<p>ألبس MUTAWASIT-AH السيف MUNHARIFAH السيف ZALGIYAH</p>
10	EDGE OF TONGUE WITH SOME PART OF BLADE OF TONGUE	نُون		<p>Same MAKHRAT AS LAM But without <i>السيف</i> (DHAHIK) (FIRST PREMOLAR)</p> <p>Edge of tongue with some Part of Blade of tongue tends Little bit to Palate and touching with the gums of <i>لبس, لبس, لبس</i></p>	<p>السيف Tawassat السيف AZLAAR</p>	<p>ألبس MUTAWASIT-AH السيف ZALGIYAH السيف TARFIYAH</p>

MAKHRAS NO	NAME OF MAKHRAS	LETTER حرف	EXAMPLE	<u>PLACE</u>	QUALITY سِفَات	NAME OF حروف
11	Edge of Tongue + Some Part of Blade of tongue + Back of tongue	ر راء		Edge of tongue with some Part of Blade of tongue and also back of tongue (Zuhar-e-Lisaa) Tends little bit to Palate and touching with the gums of ل لیس، ع عی، pronounced. راء راء is pronounced.		
12	TIP of Tongue and root of ل لیس like UPPER Central Incisors	ط		TIP of tongue and Root of ل لیس like UPPER Central Incisors		

MAKHRAT NO	NAME OF MAKHRAT	LETTER حرف	EXAMPLE	PLACE	QUALITY سِفَات	NAME OF حروف
13	TIP OF TONGUE AND EDGE OF مِلْهَاتِي Upper central incisors	ط	طَ طَوِي طِي	Tip of tongue when touches Root of مِلْهَاتِي - central incisors (upper), then طِي Pronounces and	طَ سِفَات سِفَات	لَسْوِيَه لَسْوِيَه لَسْوِيَه لَسْوِيَه
14	EDGE OF TONGUE WITH SIDE of مِلْهَاتِي and side of مِلْهَاتِي	ظ	ظَ ظَوِي ظِي	Edge of tongue when touching edge of مِلْهَاتِي Lower central incisors also with contact of same Part of edge of مِلْهَاتِي upper central incisors	ظَ سِفَات سِفَات سِفَات	ظَوِيَه ظَوِيَه ظَوِيَه ظَوِيَه

MAKRRAJ NO	NAME OF MAKRRAJ	LETTER	EXAMPLE	PLACE	QUALITY	NAME OF
					سيفات	حروف
15	Inner centre of bottom Lip when touching the edge of the lip	ف	فَا، فَوْ، فَعِي	The inner centre of the bottom Lip when touching the edge of the lip is called upper central incisors	شافويان ← شافويان هَامَس رَاكِيَا اِسْتَااَل	مَسْتَااَلَا مَاهْمُوَسَا رَاكِيَا مَسْتَااَلَا
16	Both Lips	ب	بَا، بَو، بِي، مَاهْمُو، مَاهْمُوِي، مَاهْمُوِي، مَاهْمُوِي	Baa (بَا) is from touching of wet Part of both Lips and called Bahree (مهم) is from the dry Part of the both Lips	قَلَااَلَا رَاكِيَا شَااِدَااَل اِسْتَااَلَا مَسْتَااَلَا	شَااَفُوِيَا شَااِدَااَلَا مَسْتَااَلَا مَسْتَااَلَا

MAKHRAS NO	NAME OF MAKHRAS	LETTER حرف	EXAMPLE	PLACE	QUALITY سِفَات	NAME OF حروف
17	NASAL CAVITY KHAISHUM			<p>(WAOO) واو when it is not مَدَدَةٌ (MADDAH, its meaning that (WAOO MUTAHRIG) واو لِين (WAOO LEEEN) and WAOO لِين is pronounced by incomplete contact of both lips.</p>	<p>ف - بَرَوِي Tawassat اِزْلَاق AZLAQ و - لِين و - سَوَّار JAHAR و - رَوِي RAHWAT</p>	<p>اَبْرَوِي MUTAWASSI تَاه زَالِيَا ZALAYAH و - لِين و - سَوَّار MASHOODRAH و - رَوِي RAHWAT</p>
				<p>From Nasal cavity (KHAISHUM) <i>Ain</i> GHUNNAH <i>Ain</i> is pronounced * <i>Ain</i> means Some words <i>W</i> and <i>W</i> are pronounced with a special sound from nasal cavity</p> <p>NOTE - FINDING MAKHRAS (Rule) </p>	<p>ALL details of Qualities are given in the rules of Meem Sakin and Mushadad and Noon Sakin & Mushadad</p>	<p>حروف <i>Ain</i> <i>Ain</i> Meem NOON and Mushadad</p>

MAKH NO.	NAME OF MAKHRAJ	LETTER حروف	PLACE
1	BUCKLE CAVITY	س, هـ, ع, ا, ي, و, ح, خ, ج, د, ذ, ر, ز, س, ش, ص, ض, ط, ظ, ق, ك, گ	Hollow portion of mouth
2	BACK OF THROAT	ء, ا	The Part of throat nearest to chest
3	CENTRE OF THROAT	ح, ع	The centre of throat
4	FRONT OF THROAT	ح, ع	The Part of throat nearest to mouth
5	UVULVA	ق	The part of tongue attached to UVULVA when touched upper palate
6	UVULVA	ك	Root of tongue not far back as that of ق touched opposite palate
7	CENTRE OF TONGUE + OPPOSITE PALATE	س, ش, ج	The centre of tongue touching opposite palate
8	BLADE OF TONGUE	ض	when blade of tongue touched right or left root of ADHRAAS = right + left + blade
9	EDGE OF TONGUE	ج	when edge of tongue and some part of blade of tongue tends to palate and touching
10	EDGE OF TONGUE	ح	Same MAKHRAJ as Lgam But without (FIRST Pre-molar)
11	Edge of tongue	Raa	Edge of tongue + some part of blade of tongue + back of tongue tends to palate touching Gums of
12	TIP of tongue	ب, د, ت	Tip of tongue and root of
13	TIP of tongue	ث, ذ, ز	Tip of tongue when touches root edge of
14	Edge of tongue	س, ج, ح	Edge of tongue when touches edge of, Lower Central incisors
15	inner centre of bottom Lip	ف	The inner centre of bottom Lip when touching edge of
16	Both Lips	و, ر, ب	with touching of wet part with touching of Dry part with incomplete contact of lips
17	Nasal cavity	ا, ي, و, ح, خ, ج, د, ذ, ر, ز, س, ش, ص, ض, ط, ظ, ق, ك, گ	From Nasal cavity is pronounced ا → to find MAKHRAJ